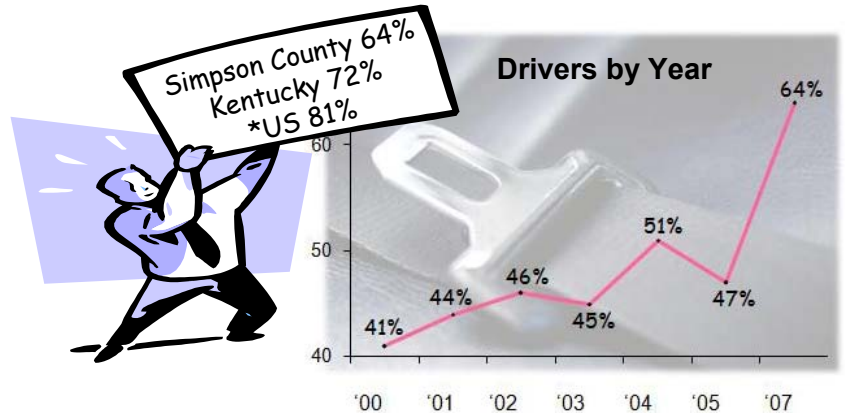
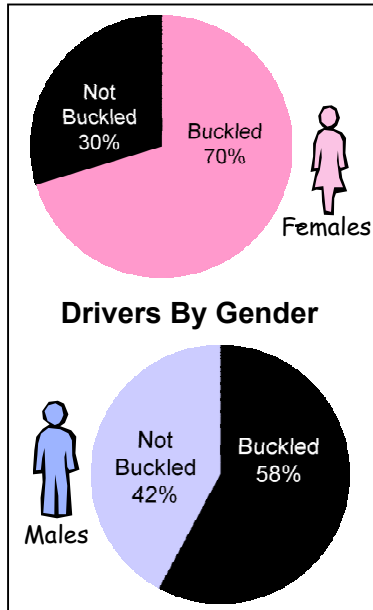
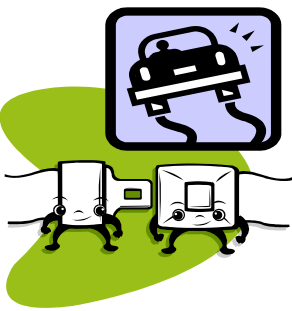


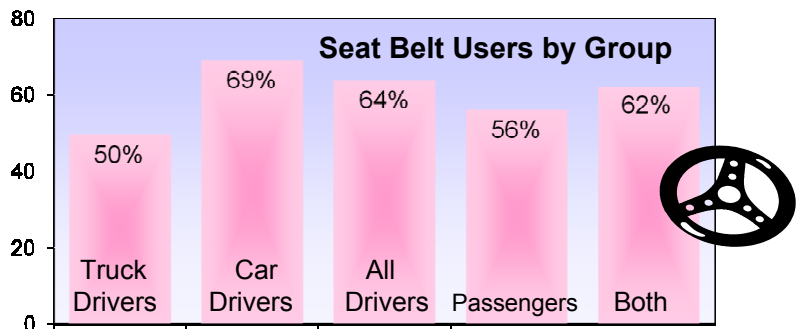
Seat Belt Usage, 2007

Simpson County, KY

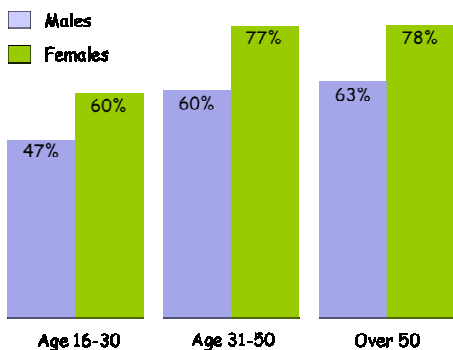
Observational surveillance was conducted on 1,930 vehicles at 8 sites in Simpson County during the spring and summer of 2007.



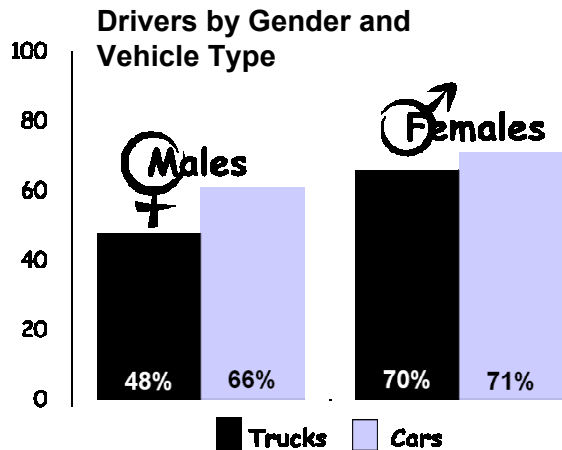
Seat belt usage increased significantly from 47% in 2005 to 64% this year. *Great job Simpson County!*



Females buckled up more often than **Males**.



The age group least likely to wear seat belts are the 16-30 year olds, males in particular.

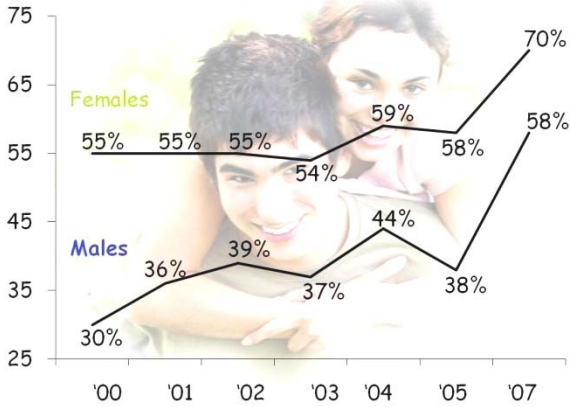


Both males and females buckled up less when driving trucks than cars. Male truck drivers remain our group with the lowest seat belt use.

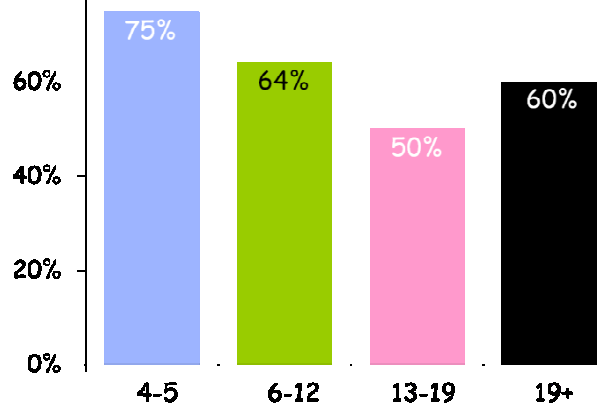
*2006 US seat belt rate




Males have always had a much lower rate of seat belt use



Passenger usage by age group



It is discouraging to see that only half of the pre-driving age group are buckling up as passengers.



	Helmeted	Not Helmeted
Motorcyclists	65%	35%

Approximately 2 out of 3 motorcyclists observed were wearing a helmet.



This represents observed seat belt use for 7 years with both drivers and passengers. Usage has fluctuated but there was a significant increase in 2007 with both drivers and passengers.