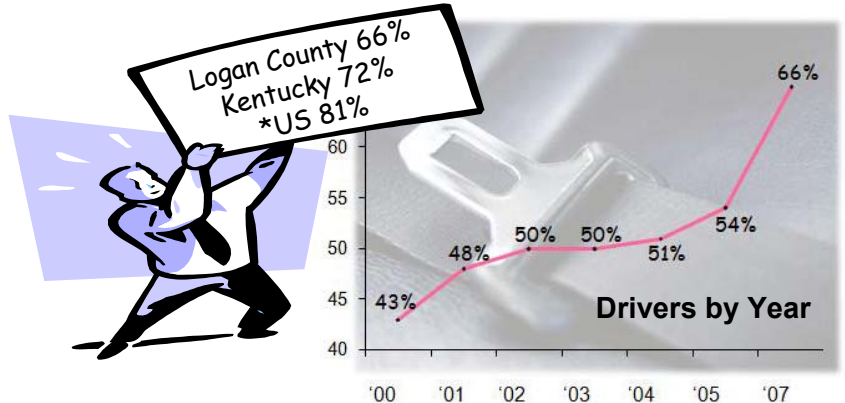
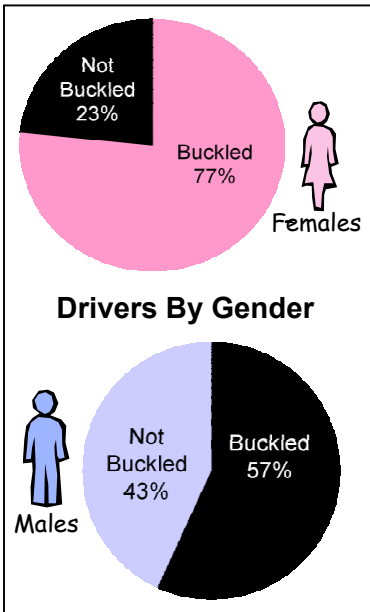


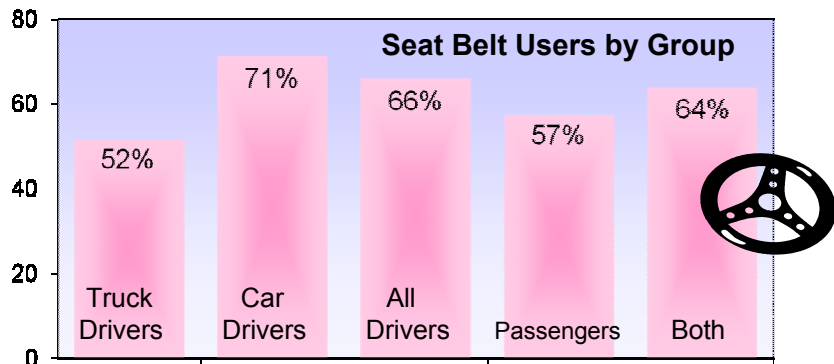
# Seat Belt Usage, 2007

## Logan County, KY

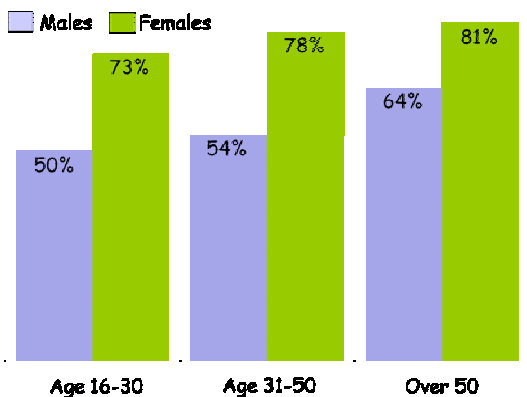
Observational surveillance was conducted on 2,303 vehicles at 8 sites in Logan County during the spring and summer of 2007.



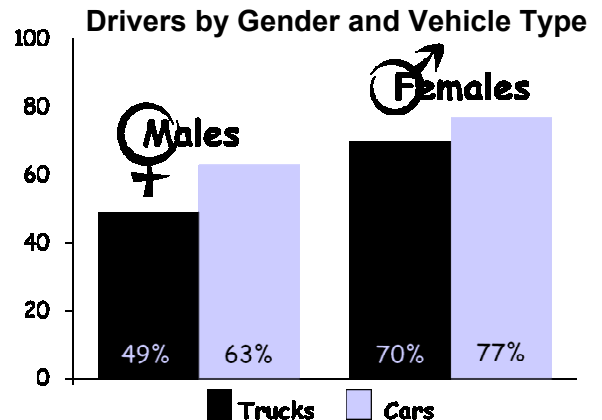
Seat belt usage has steadily increased since 2000 and took a big jump this year. *Great job Logan County!!!*



**Females** buckled up more often than **Males**.



The age group least likely to wear seat belts are the 16-30 year olds, males in particular.



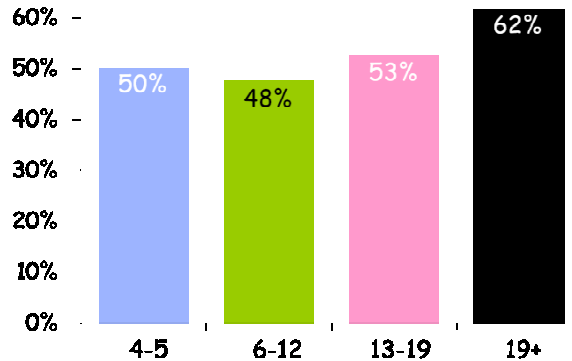
Both males and females buckled up less when driving trucks than cars. Male truck drivers remain our group with the lowest seat belt use.

\*2006 US seat belt rate


**Males have always had a much lower rate of seat belt use**



**Passenger usage by age group**



It is discouraging to see that only about half of our pre-drivers are buckling up as passengers.



	Not Helmeted
<u>Helmeted</u>	69%
<u>Not Helmeted</u>	31%

Approximately 2 out of 3 motorcyclists observed were wearing a helmet.



This represents observed driver and passenger seat belt use for 7 years. Usage has primarily been on a steady increase since 2000, with drivers having a significant increase this year.