




Safe Communities

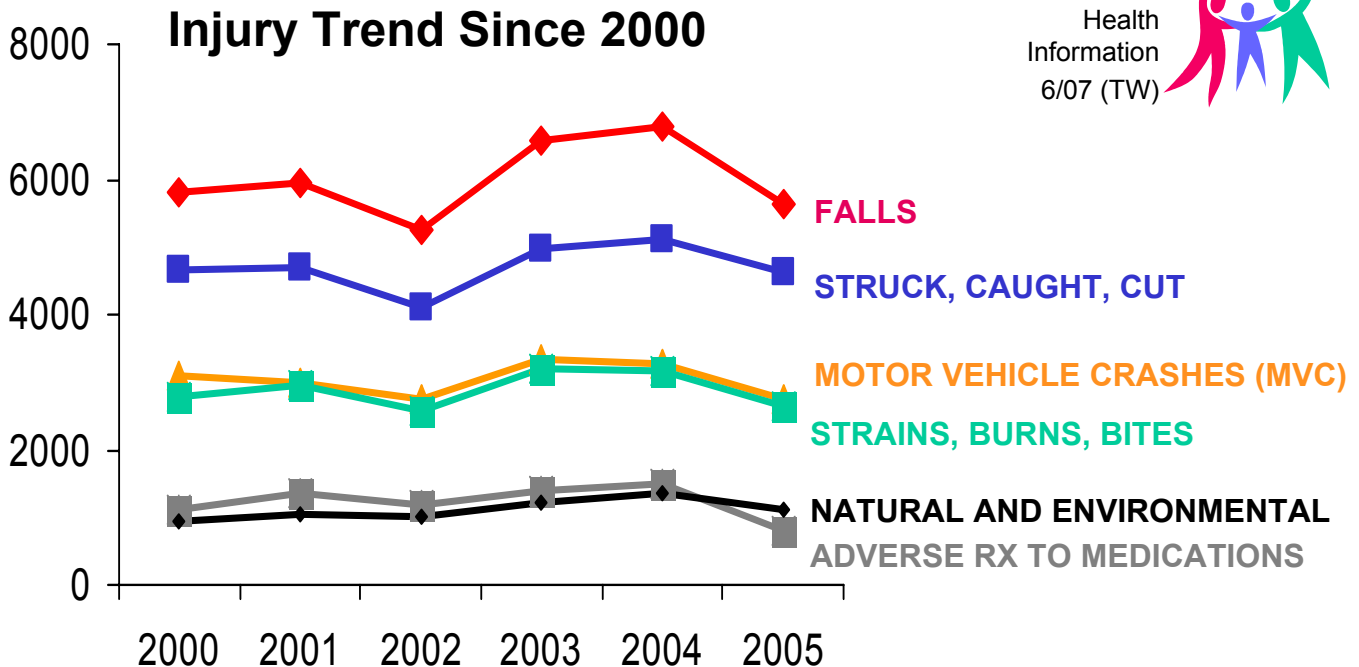
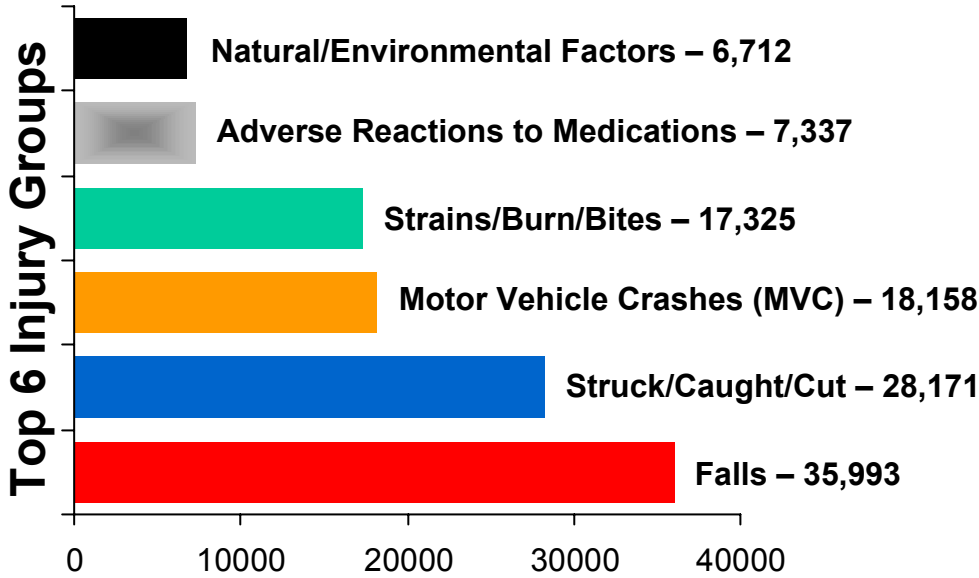
Barren River District Health Department

2000-2005 8-County District Injury Report

Serving Barren, Butler, Edmonson, Hart, Logan, Metcalfe, Simpson and Warren Counties



From 2000-2005, there have been a total of 127,423 Barren River District residents seen for injuries in the Emergency Departments of 6 area hospitals: TJ Samson Community Hospital; The Medical Centers at Bowling Green, Franklin, and Scottsville; Logan Memorial Hospital; and Greenview Regional Hospital. Data contributed by the hospitals was compiled and is presented below.



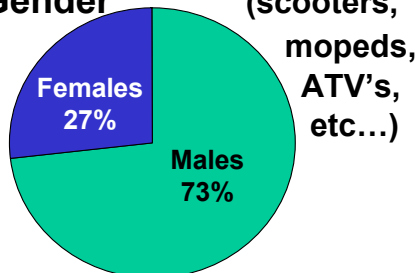
Produced by:
BRDHD
Health
Information
6/07 (TW)

MARS VS. VENUS

Who's more likely to get hurt?

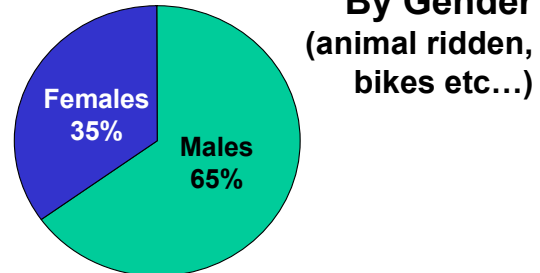
2000 - 2005

Motor Vehicle, Non-traffic Crashes By Gender



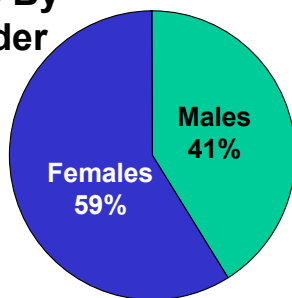
The age with the greatest number of accidents were the 20-29 year-old males with the 11-15 year old males next.

Other Road Vehicle Crashes By Gender



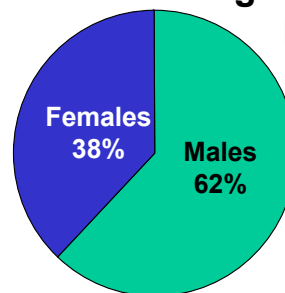
The age with the greatest number of accidents were the 5-10 year-old males with the 11-15 year-old males next.

Falls By Gender



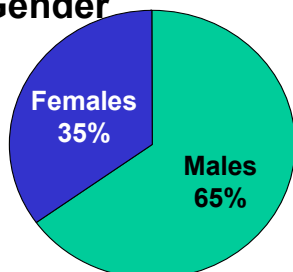
The age with the greatest number of accidents were the 80+ year-old females.

Choking/Suffocation By Gender



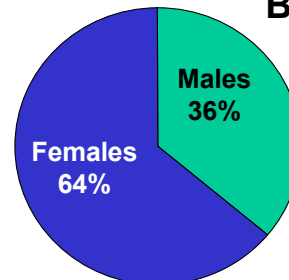
The 0-4 year-old males and the 30-39 year-old males were tied for the greatest number of accidents. The 20-29 year-old males and 0-4 year-old females weren't far behind.

Struck, Caught or Cut By Gender



The age with the greatest number of accidents were the 20-29 year-old males with the 30-39 year-old males being next.


Adverse Reaction to Meds By Gender



The age with the greatest number of accidents were the 60-69 year-old females with the 80+ age group next.

Most Common Type of Fall Injury by Age Group

Ages 0 - 19



Ages 0-4 yrs:

451 Slipping, tripping, stumbling
331 Bed
307 Chair, other furniture
225 Stairs, steps
128 Playground equipment

Ages 5-10 yrs:

446 Slipping, tripping, stumbling
351 Playground equipment
174 Bed, other furniture
110 Roller skates
93 Stairs, steps
49 Scooter, skateboard

Ages 11-15 yrs:

417 Slipping, tripping, stumbling
101 Stairs, steps
92 Roller skates
80 Scooter, skateboard
58 Bed, other furniture
31 Playground equipment

Ages 16-19 yrs:

335 Slipping, tripping, stumbling
134 Stairs, steps
22 Scooter, skateboard
21 Bed, other furniture
17 Sports (collision, pushing or shoving)
11 Roller skates

From
admissions to
area hospital
Emergency
Departments,
2000-2005.

Most Common Type of Fall Injury by Age Group

Ages 20 – 80+

2000 - 2005

Ages 20-39 yrs:

1664 Slipping, tripping,
stumbling
867 Stairs, steps
188 Ladder
160 Bed, other furniture
38 Roller skates

Ages 40-59 yrs:

1676 Slipping, tripping,
stumbling
583 Stairs, steps
272 Ladder
235 Bed, other furniture

Ages 60-79 yrs:

1519 Slipping, tripping,
stumbling
256 Stairs, steps
199 Chair, other furniture
155 *Scooter (???)
146 Bed
114 Ladder

Ages 80+ yrs:

1241 Slipping, tripping,
stumbling
300 Chair, other furniture
233 Bed
138 *Scooter (???)
104 Stairs, steps

** We assume these are motorized.*