

# Results for *Edmonson County* from **The Everybody Survey**



You said it. We listened. A total of 249 Edmonson County residents responded to *The Everybody Survey* in summer 2007. Here's what you said about the health status of our local population, about your own health, and about our community assets and challenges.

## I. Edmonson County - Assets and Challenges

**Question 5.** Think about your home county for a minute. If you think about services provided by local government agencies, businesses, and organizations, which are most successful? Which are least successful?

Most Successful Services	Services Needing Improvement
<p><b>#1</b> Good Schools</p> <p>#2 Low crime / safe neighborhoods</p> <p>#3 Parks and recreation</p> <p>#4 Safe water supply</p> <p>#5 Affordable housing</p>	<p><b>#1</b> Good jobs and healthy economy</p> <p>#2 Healthcare &amp; other Services</p> <p>#3 Affordable childcare &amp; activities for teens</p> <p>#4 Roads and traffic flow</p> <p>#5 Affordable housing</p>

**Question 7.** Here are some ways that a community can support the physical and mental health of its residents.

Which are most successful in your home county?

Which need the most improvement?

Community Supports That Need Improvement	Most Successful Community Supports for Physical & Mental Health
<p><b>#1</b> Jobs with health insurance</p> <p>#2 Healthy behaviors and lifestyles</p> <p>#3 Tolerance for Diversity</p> <p>#4 Healthy Physical Environment</p>	<p><b>#1</b> Religious or spiritual values</p> <p>#2 Family support for each other</p> <p>#3 Feeling safe in your neighborhood</p> <p>#4 Opportunities for community involvement or volunteer work</p>

\*\* Almost 9 out of 10 respondents chose *Jobs with health insurance* from our list.

## II. Health Issues Within Edmonson County

**Question 10.** Which of these are the most serious health problems in your home county?

*Most serious equals those problems that have the greatest impact on overall community health.*

Most Serious Health Problems		% Who Chose It
<b>#1</b>	<b>Overweight / Obesity</b>	75%
#2	Alcohol & drug addiction	73%
#3	Heart attack, stroke, high blood pressure	68%
#4	Cancer	63%
#5	Teen pregnancy	35%

We Should Improve These Problem Health Behaviors		% Who Chose It
<b>#1</b>	<b>Alcohol or drug abuse</b>	60%
#2	Not enough physical activity	50%
#3	Tobacco use	48%
#4	Teen sexual activity	30%

**Question 11.** These health behaviors are related to some common health problems. Those health problems can lead to early death, disability, family suffering, cost for care, and the overall economy. Which should we work to improve in your home county?

**Question 12.** Here are some factors related to injury. Which are the most serious safety problems for people in your home county?

Most Serious Injury Risk Behaviors		% Who Chose It
<b>#1</b>	<b>Drunk and drugged driving</b>	78%
#2	Unsafe driving (speed, distractions)	69%
#3	Unsafe roads (traffic, hills, curves)	52%
#4	Drug related violence	45%
#5	Domestic violence	39%

I Worry About These Environmental Health Risks		% Who Chose It
<b>#1</b>	<b>Diseases from mosquitoes and ticks</b>	<b>72%</b>
#2	Molds	58%
#3	Groundwater pollution from failing septic systems	53%
#4	Food poisoning illness (at home, in restaurants, from ready-to-eat groceries)	43%
#5	Rabies (wild animals or pets)	35%

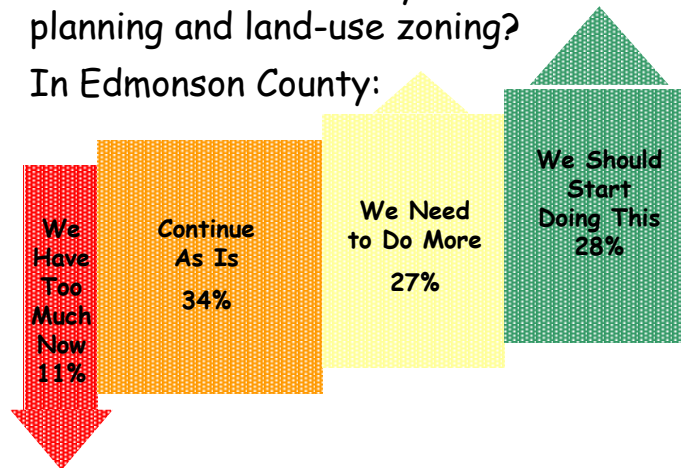
**Question 13.** Do any of these environmental health issues concern or worry you?

**Question 14.** Which of these environmental health behaviors should we work to improve in your home county?

We Should Improve These Environmental Behaviors		% Who Chose It
#1	<b>Illegal dumping of garbage</b>	<b>83%</b>
#2	Second-hand smoke	62%
#3	Unsafe food handling practices	51%
#4	Overuse of pesticides & fertilizers	35%
#5	Industries polluting the water	15%

**Question 15.** Community Planning and Land-use Zoning.

What about community planning and land-use zoning? In Edmonson County:



### III. Physical Activity Facilities in Edmonson County

**Question 33.** Does your home county have enough of these physical activity opportunities available?

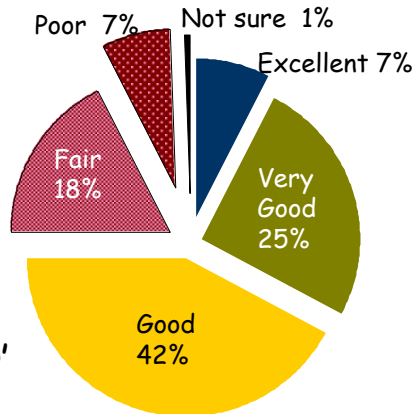
We Need These Physical Activity Opportunities...		% Who Said It
#1	<b>Walking or hiking trails</b>	<b>64%</b>
#2	Sidewalks	62%
#3	Health/fitness clubs	56%
#4	Bicycle paths	47%
#5	Sports leagues (adults)	43%
#6	Parks	41%
#7	Sports fields and courts	38%
#8	Community swimming pools	37%

## IV. Your Personal Health Status - Edmonson County

**Question 17.**  
 Would you say that in general your health is:

Excellent  
 Very Good  
 Good  
 Fair  
 Poor

25% of Edmonson County respondents described themselves as being in 'fair or 'poor' health.



Fair or Poor

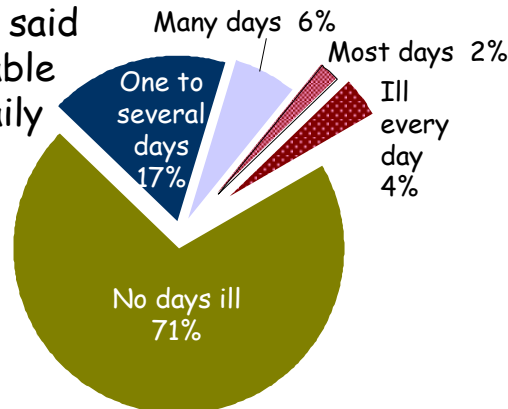
U.S. average = 15%  
 Kentucky = 23%  
 BRFSS survey, 2006

I've Been Told That I Have...	% Who Said It
<b>#1 Overweight / Obesity</b>	<b>38%</b>
#2 High blood pressure	30%
#3 Arthritis	27%
#4 Risk factors for stroke or heart attack	18%
#5 Hearing/Vision loss	17%
#6 Lung Disease/asthma	11%
#7 Diabetes	10%
<i>None of These (a total of 11 diseases listed)</i>	<i>32%</i>

**Question 18.** Have you ever been told by a doctor, nurse, or other health professional that you had any of the following chronic illnesses?

**Question 19.** How many days in the past month were you not able to work or do your daily activities because of illness?

Among Edmonson County respondents, almost 3 in 10 said they were unable to perform daily activities in the past month due to illness.



# V. Health Care Services in Our Communities

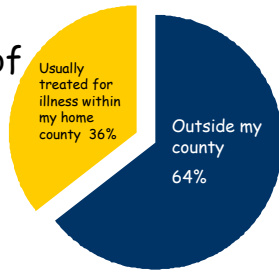
**Question 20.** When you are sick, where do you usually go for treatment?

**Question 32.** When your children are sick, where do you usually take them?

## My Family's Usual Health Care Providers

Me		My children
#1	<b>A doctor's office</b>	#1
#2	Urgent care center	#2
#3	Hospital emergency room	#3
#4	Community health center	#4
#5	I never go to the doctor	
#6	Free clinic	#5
#7	No usual place	#6

For more than half of us, our usual health care provider is outside of our home county.



**Question 21.** Is your usual health care provider outside of your home county?

## Why I go outside my home county for health care services

**Question 22.** I go outside my home county for health care because...

- #1 **My doctor of choice is outside my county**
- #2 Hospital of choice is outside my county
- #3 Takes too long to get an appointment with local doctors
- #4 I need someone who is open later in the day or evening
- #5 Other (see list)

## "Other responses"

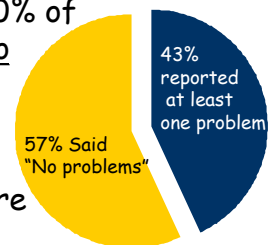
- #1 Don't trust quality of local care
- #2 (tie) Can't afford local doctors.
- #2 (tie) "Not enough choices."

## Problems with my regular health care services

**Question 23.** Are any of these a problem with your regular health care services?

- #1 **I cannot get an appointment quickly enough**
- #2 I cannot afford the medicines
- #3 I cannot afford the doctor's fees
- #4 I cannot come when they are open
- #5 They do not explain things well enough

Almost 60% of us have no problems with our regular health care services.



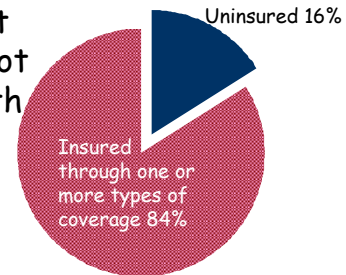
## VI. Health Insurance Coverage

**Question 24:**  
Do you have health insurance?

### I have health insurance through...

67%	My employer
9%	Medicare
4%	I buy my own
8%	Medicaid
3%	Other (see list)

16 percent of us do not have health insurance.



### My health insurance covers these types of care

95%	Doctor's office treatment
94%	Hospital care
93%	Prescription medicines
78%	Preventive care (annual physical, cancer screenings, blood sugar, cholesterol, etc.)
60%	Immunizations (baby shots, flu shots, adult shots, etc.)
61%	Mental health services
46%	Rehab services (physical, occupational, or speech therapy, etc.)
48%	Chiropractic services
23%	Drug/alcohol treatment
14%	Nutrition counseling or weight loss program

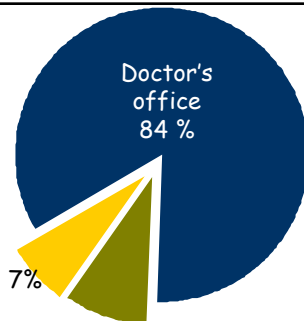
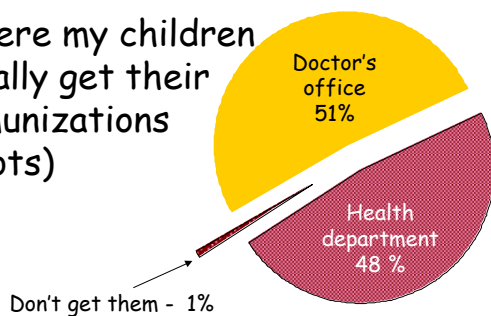
**Question 25:** If you have health insurance, what type of care does it cover?

## VII. Children's Preventive Services

**Question 33.** Where do your children usually get check-ups?

Where my children usually get check-ups

Where my children usually get their immunizations (shots)



**Question 34.** Where do your children usually get their immunizations?

## VIII. Going Elsewhere for Health Care Services

**Question 27:** Within the past year, did you have any of these services outside your home county?

In the past year, I had these services outside my county		% Who Said It
<b>#1</b>	<b>Lab Work</b>	<b>74%</b>
#2	Radiology (X-ray, ultrasound, mammography, MRI, etc.)	51%
#3	Emergency room services	27%
#4	General surgery	23%
#5	Hospital stay	19%
#6	None outside my home county	14%
#7	Counseling services	6%
#8	Other services	3%

**Question 28.** Within the past year, did you see any of these medical specialties outside your home county?

In the past year, I saw these medical specialties outside my home county		% Who Said It
<b>#1</b>	<b>Gynecology</b>	<b>43%</b>
#2	Dental care	41%
#3	Eye care	35%
#4	None outside my home county	17%
#5	Dermatology	15%
#6	Orthopedic/Bone care	13%
#7	Allergist (allergies)	13%
#8	Ear, nose, and throat care	11%
#9	Dental specialist	9%
#10	Cardiac/Heart care	8%
#11	Other	6%
#12	Urology Care	5%
	Pregnancy & Birth, Foot care, Psychiatry care, Rehabilitation (in-patient), rehabilitation (out-patient), hearing services	less than 5%

Question 37. Does your home county have enough of these health services available?

Edmonson County <u>needs more</u> of these health services.		
<b>More than three quarters of respondents said this.</b>	92% 91% 79% 78% 77%	Urgent treatment clinics After-hours sick care 'Sick child' day care Hospital beds X-ray & Ultrasound
<b>One half to three quarters of respondents said this.</b>	74% 72% 71% 69% 65% 65% 64% 59% 56%	Outpatient rehabilitation School nurses Weight loss programs or services Prenatal care Medical equipment services Group health education or support groups School health education Nursing home beds Respite care for home-bound caregivers
<b>One third to one-half of respondents said this.</b>	50% 45% 41% 37% 35%	Home health care Personal education on using my medications correctly Health Department clinic services Adult day care Chiropractic care
<b>Less than one third said this.</b>	31%	Ambulance services / paramedics

## IX. Mental Health Services

### My Household Has Been Unable to Get Needed Mental Health Services within the past year

<b>None needed</b>	<b>81%</b>
Needed services, and <u>were able</u> to get them	11%
Counseling / therapy	10%
Hospitalization	2%
Crisis care	1%
Other services	< 1%

Question 36. If you could not get needed mental health services, please describe/ explain.

Question 35. Within the past year, did you or anyone in your household need any of these mental health services, but were unable to get them?

